




AIO-1684JD4

17.6T High Computing Power AI Mainboard

V1.2 2024-12-9

T-CHIP INTELLIGENCE TECHNOLOGY



Product features



New-gen octa-core AI processor BM1684

This mainboard is powered by SOPHON AI processor BM1684, which is octa-core ARM Cortex-A53, up to 2.3GHz clock speed and 12nm lithography process. With up to 17.6TOPS INT8 computing power or 2.2TOPS FP32 high-precision computing power.



Powerful multi-channel video AI performance


Support 32-channel H.265/H.264 1080P@30fps video decoding, 32-channel H.265/H.264 1080P@30fps HD video full process processing (decoding+AI analysis) and 2-channel H.265/H.264 1080P@25fps video encoding.



Abundant algorithms

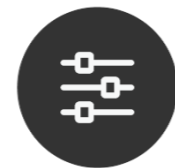
It supports multiple algorithms porting such as "person/vehicle/object" recognition, video structuring, and trajectory behavior, with high security and reliability. It can be flexibly applied to various product development.

Product features



One-stop toolkit, convenient and efficient

The BMNNSDK2 one-stop deep learning development toolkit provides a series of software tools, including the underlying driver environment, compiler and inference deployment tool. Support deep learning frameworks such as Caffe/Pytorch/PaddlePaddle, mainstream network models, custom operator development and Docker containerization.



A variety of interfaces

With HDMI1.4, M.2, Mini PCIe, USB3.0, USB2.0, RS485, RS232 and other expansion interfaces, it is convenient to connect various peripherals and can be directly applied to AI edge computing products.



A wide range of applications

Widely applicable to Visual computing, edge computing, general computing power services, Artificial Intelligence, intelligent construction site, transportation, security surveillance, etc.

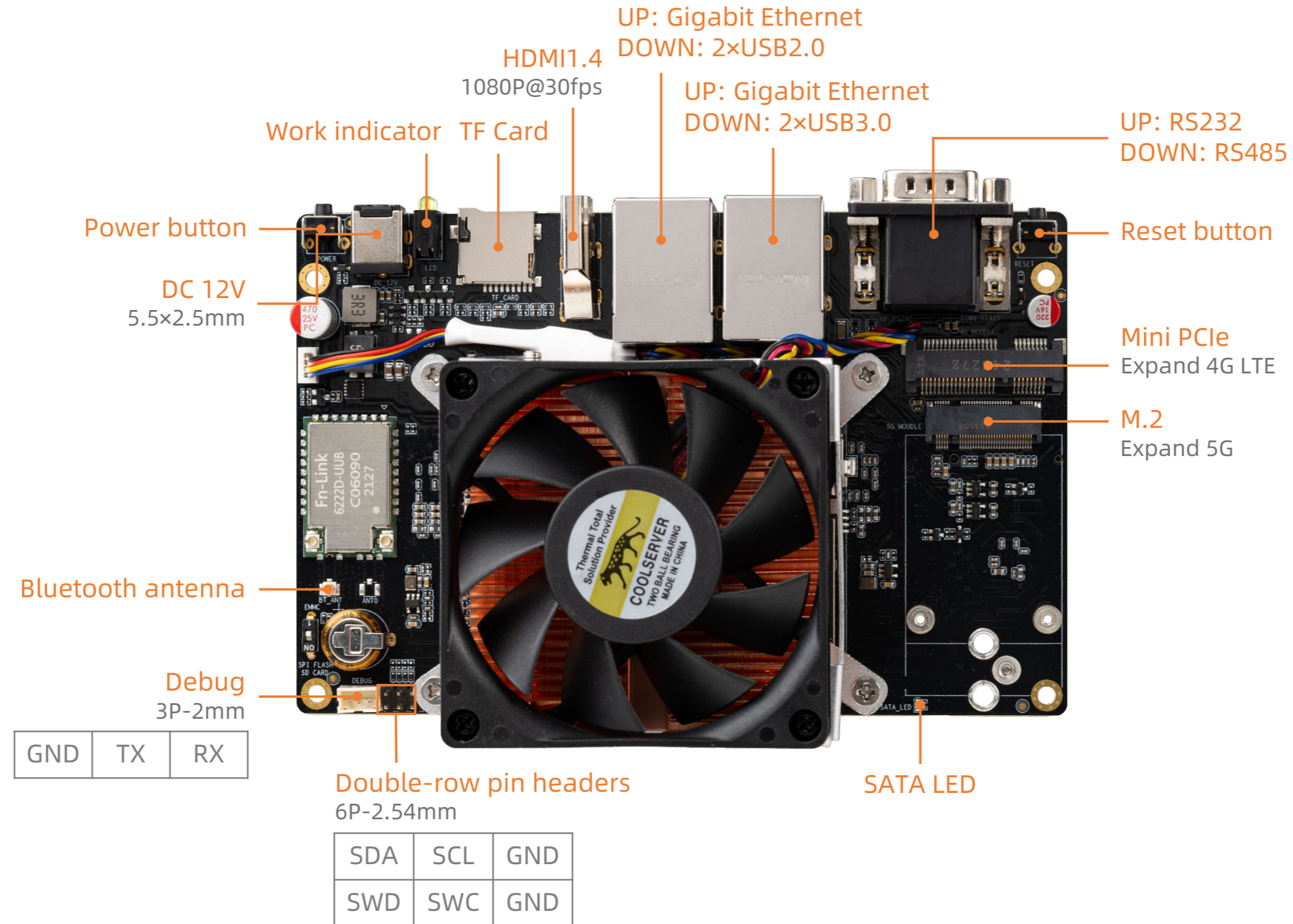
Specifications




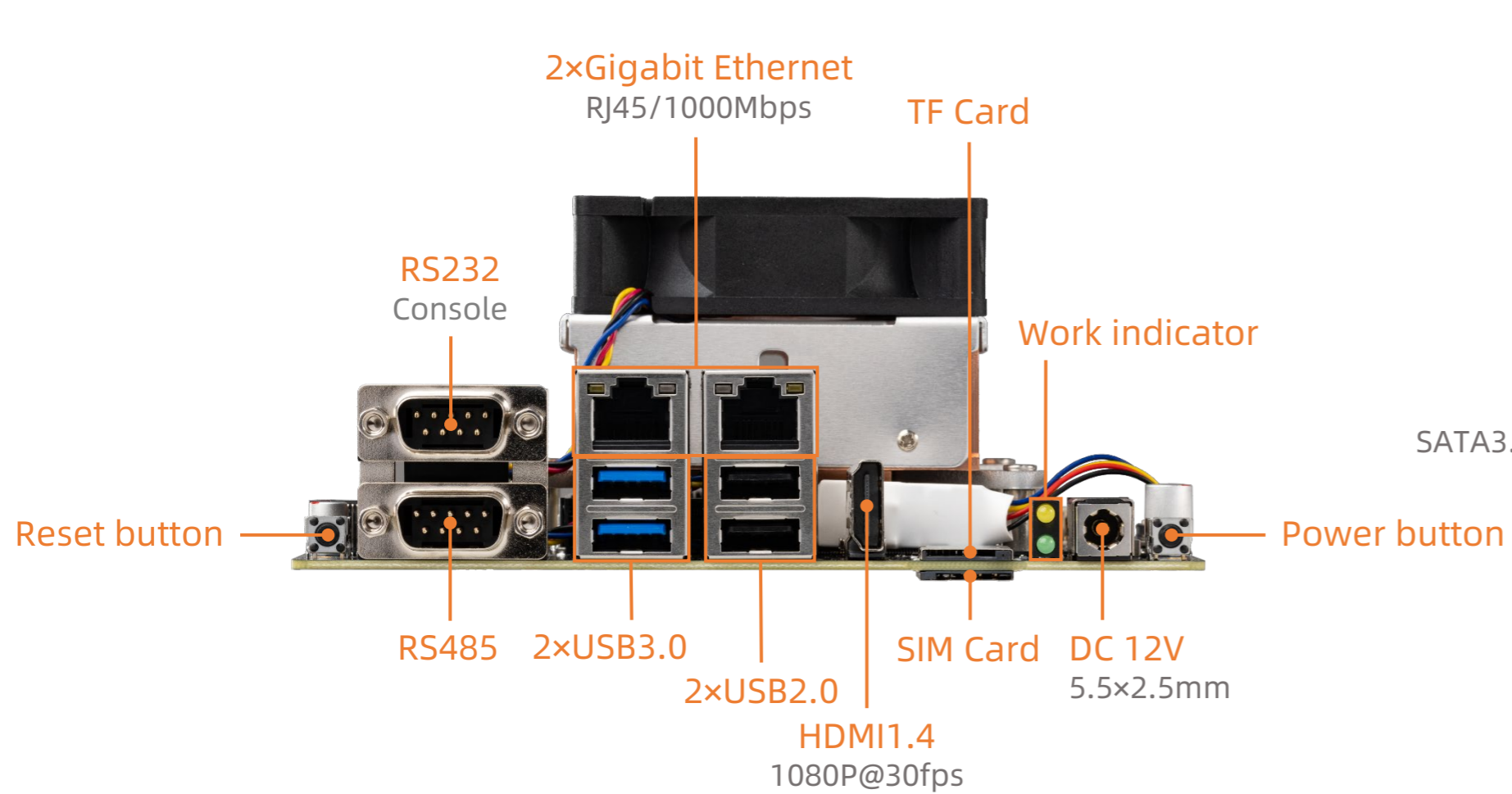
Specifications		
Basic Specifications	SOC	SOPHON BM1684
	CPU	Integrated high-performance ARM A53, 12nm lithography process, main frequency up to 2.3GHz
	TPU	Built-in tensor computing module TPU, computing power up to: 17.6TOPS (INT8), 2.2TOPS (FP32) / 35.2TOPS (INT8, enable winograd) TPU contains 64 NPU arithmetic units, each NPU contains 16 EU arithmetic units, 1024 EU in total Support mainstream programming frameworks, such as TensorFlow/Caffe/PyTorch/PaddlePaddle/ONNX/MXNet/DarkNet
	Encoding/Decoding	32-channel H.265/H.264 1080P@30fps video decoding 2-channel H.265/H.264 1080P@25fps video encoding MJPEG image encoding and decoding can reach 1080P@480fps
	RAM	6GB/12GB LPDDR4/LPDDR4X
	Storage	32GB/64GB/128GB/256GB eMMC, 16MB SPI Flash
	Storage Expansion	1 × M.2 SATA3.0 SSD (2242), 1 × TF Card
	Power	DC 12V/5A (5.5 × 2.5mm)
	Power consumption	Normal: 18W (12V/1500mA), Max: 24W (12V/2000mA)
	OS	Linux
	Weight	≈ 509g
	Dimension	149.0mm × 97.0mm × 67.1mm
	Environment	Operating Temperature: -20°C ~ 60°C, Storage Temperature: -20°C ~ 70°C, Storage humidity: 10% ~ 90%RH (non-condensing)
	Interface Specifications	Ethernet
Wireless		2.4GHz/5GHz dual-band WiFi (802.11a/b/g/n/ac), extended to 4G LTE (Mini PCIe), 5G (M.2)
Video Output		1 × HDMI1.4 (1080P@30fps)
Audio Output		1 × HDMI audio output
USB		2 × USB3.0 (Max: 1A) , 2 × USB2.0 (Max: 500mA)
Other interfaces		1 × RS232 (Console port), 1 × RS485, 1 × Debug (3P-2.0mm), 1 × Double-row pin headers (6P-2.54mm), 1 × FAN(12V, 4P-1.25mm, this interface has been connected to a fan)



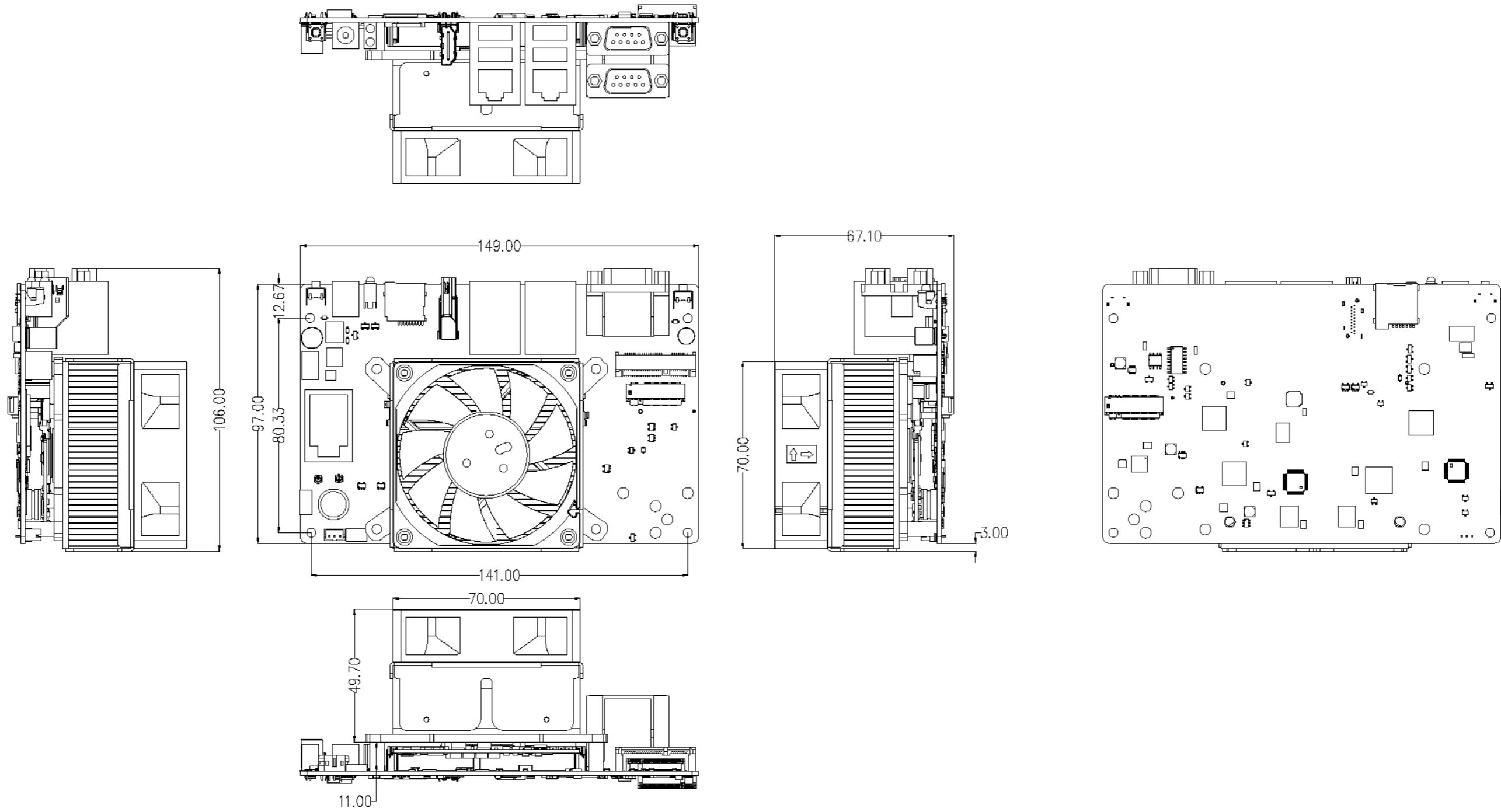
Interface description



Interface description



Dimension




Interface definition

1. (J12) DEBUG: 3PIN 2.0mm pitch wafer



NO.	Definition	Power/V	NO.	Definition	Power/V
1	UART0_RXD	3.3	3	GND	
2	UART0_TXD	3.3			

2. (J11) FAN: 4PIN 1.25mm pitch wafer



NO.	Definition	Power/V	NO.	Definition	Power/V
1	GND		2	FAN+ (12V Output)	12
3	FG Input 【PWR_GPIO1】	1.8	4	PWM11 Output 【GPIO114】	12


Interface definition

3. (J8) MCU/ISL68224 I2C 3*2PIN 2.54mm pitch Pin header (Black)



NO.	Definition	Power/V	NO.	Definition	Power/V
1	MCU_SWDIO	3.3	2	I2C0_SDA (Core board Pull-up resistor 2.2K)	3.3
3	MCU_SWCLK	3.3	4	I2C0_SCL (Core board Pull-up resistor 2.2K)	3.3
5	GND		6	GND	

4. (U35) MINI PCIe 4G



NO.	Definition	Power/V	NO.	Definition	Power/V
1	NC		2	VCC3V8_4G (3.8V Output)	3.8
3	NC		4	GND	
5	NC		6	NC	

Interface definition



7	NC		8	UIM_PWR	1.8
9	GND		10	UIM_DAT	1.8
11	NC		12	UIM_CLK	1.8
13	NC		14	UIM_RST	1.8
15	GND		16	NC	
17	NC		18	GND	
19	NC		20	NC	
21	GND		22	4G_RESET	3.8
23	NC		24	NC	
25	NC		26	GND	
27	GND		28	NC	
29	GND		30	NC	
31	NC		32	NC	
33	NC		34	GND	
35	GND		36	HUB_USB3_DM	-
37	GND		38	HUB_USB3_DP	-
39	VCC3V8_4G (3.8V Output)	3.8	40	GND	
41	VCC3V8_4G (3.8V Output)	3.8	42	NC	
43	GND		44	SIM_DET	1.8
45	NC		46	NC	
47	NC		48	NC	
49	GND		50	GND	
51	NC		52	VCC3V8_4G (3.8V Output)	3.8

Interface definition



5. (U34)5G NGFF-M.2-B-KEY



NO.	Definition	Power/V	NO.	Definition	Power/V
1	NC		2	VCC3V8_4G (3.8V Output)	3.8
3	GND		4	VCC3V8_4G (3.8V Output)	3.8
5	GND		6	FUL_CARD_POWER_OFF#	3.8
7	HUB_USB3_DP	-	8	NC	
9	HUB_USB3_DM	-	10	NC	
11	GND		20	NC	
21	NC		22	NC	
23	NC		24	NC	
25	NC		26	NC	
27	GND		28	NC	
29	HUB_USB3_SSRXN	-	30	UIM_RST	1.8
31	HUB_USB3_SSRXP	-	32	UIM_CLK	1.8
33	GND		34	UIM_DAT	1.8
35	HUB_USB3_SSTXN (Series capacitor 100nF)	-	36	UIM_PWR	1.8
37	HUB_USB3_SSTXP (Series capacitor 100nF)	-	38	NC	




Interface definition

39	GND		40	NC	
41	NC		42	NC	
43	NC		44	NC	
45	GND		46	NC	
47	NC		48	NC	
49	NC		50	NC	
51	GND		52	NC	
53	NC		54	NC	
55	NC		56	NC	
57	GND		58	NC	
59	NC		60	NC	
61	NC		62	NC	
63	GND		64	NC	
65	NC		66	SIM_DET	1.8
67	4G_RESET	3.8	68	NC	
69	NC		70	VCC3V8_4G (3.8V Output)	3.8
71	GND		72	VCC3V8_4G (3.8V Output)	3.8
73	GND		74	VCC3V8_4G (3.8V Output)	3.8
75	NC				

Interface definition



6. (U16)M.2 PCIE/SATA M-KEY



NO.	Definition	Power/V	NO.	Definition	Power/V
1	GND		2	VCC3V3_PCIE (3.3V Output)	3.3
3	GND		4	VCC3V3_PCIE (3.3V Output)	3.3
5	NC		6	NC	
7	NC		8	NC	
9	GND		10	DAS/DSS [pull up resistor10K]	3.3
21	GND		22	NC	
23	NC		24	NC	
25	NC		26	NC	
27	GND		28	NC	
29	NC		30	NC	
31	NC		32	NC	
33	GND		34	NC	
35	NC		36	NC	

Interface definition



37	NC		38	DEVSLP [pull up resistor10K]	3.3
39	GND		40	NC	
41	SATA_RX_P (Series capacitor 100nF)	-	42	NC	
43	SATA_RX_N (Series capacitor 100nF)	-	44	NC	
45	GND		46	NC	
47	SATA_TX_N (Series capacitor 100nF)	-	48	NC	
49	SATA_TX_P (Series capacitor 100nF)	-	50	PCIE0_RST* (GPIO40)	3.3
51	GND		52	PCIE0_CLKREQ* (GPIO42)	3.3
53	NC		54	PCIE_WAKE*(GPIO41)	3.3
55	NC		56	NC	
57	GND		58	NC	
67	NC		68	NC	
69	GND		70	VCC3V3_PCIE (3.3V Output)	3.3
71	GND		72	VCC3V3_PCIE (3.3V Output)	3.3
73	GND		74	VCC3V3_PCIE (3.3V Output)	3.3
75	GND				



T-CHIP INTELLIGENCE TECHNOLOGY



Contact Us
(+86)18688117175



E-mail
global@t-firefly.com



Website
www.t-firefly.com



Address
Room 2101, Hongyu Building, #57 Zhongshan 4Rd, East District,
Zhongshan, Guangdong, China.