




Core-1684JD4


17.6T 高算力 AI 核心板

V1.0 2024-12-9

天启智能科技



产品特点 Product features



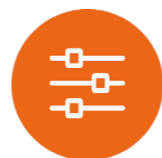
超高性能计算能力

SOPHON AI 处理器BM1684
17.6TOPS (INT8) 峰值算力
2.2TFLOPS (FP32) 高精度算力



强大的多路视频AI处理性能

32路H.265/H.264 1080P@30fps视频解码
2路H.265/H.264 1080P@25fps视频编码
1080P@480fps MJPEG 图片编解码



丰富的扩展接口

核心板采用260Pin SODIMM接口, 拥有
PCIe3.0、RGMII、SDIO3.0、I2C、PWM、
UART、GPIO等扩展接口, 易集成入各类边
缘嵌入式产品, 加速产品落地



强易用性, 一站式AI工具包

SOPHON SDK 一站式深度学习开发工具包,
支持Caffe/Pytorch/PaddlePaddle等深度
学习框架, 支持主流网络模型、自定义算子
开发、Docker容器化, 算法应用快速部署



算法丰富, 实用性强

支持“人/车/非”识别、视频结构化、轨迹
行为分析等多种算法移植, 具有高安全性,
高可靠性, 可灵活应用于各类产品研发



广泛的应用场景

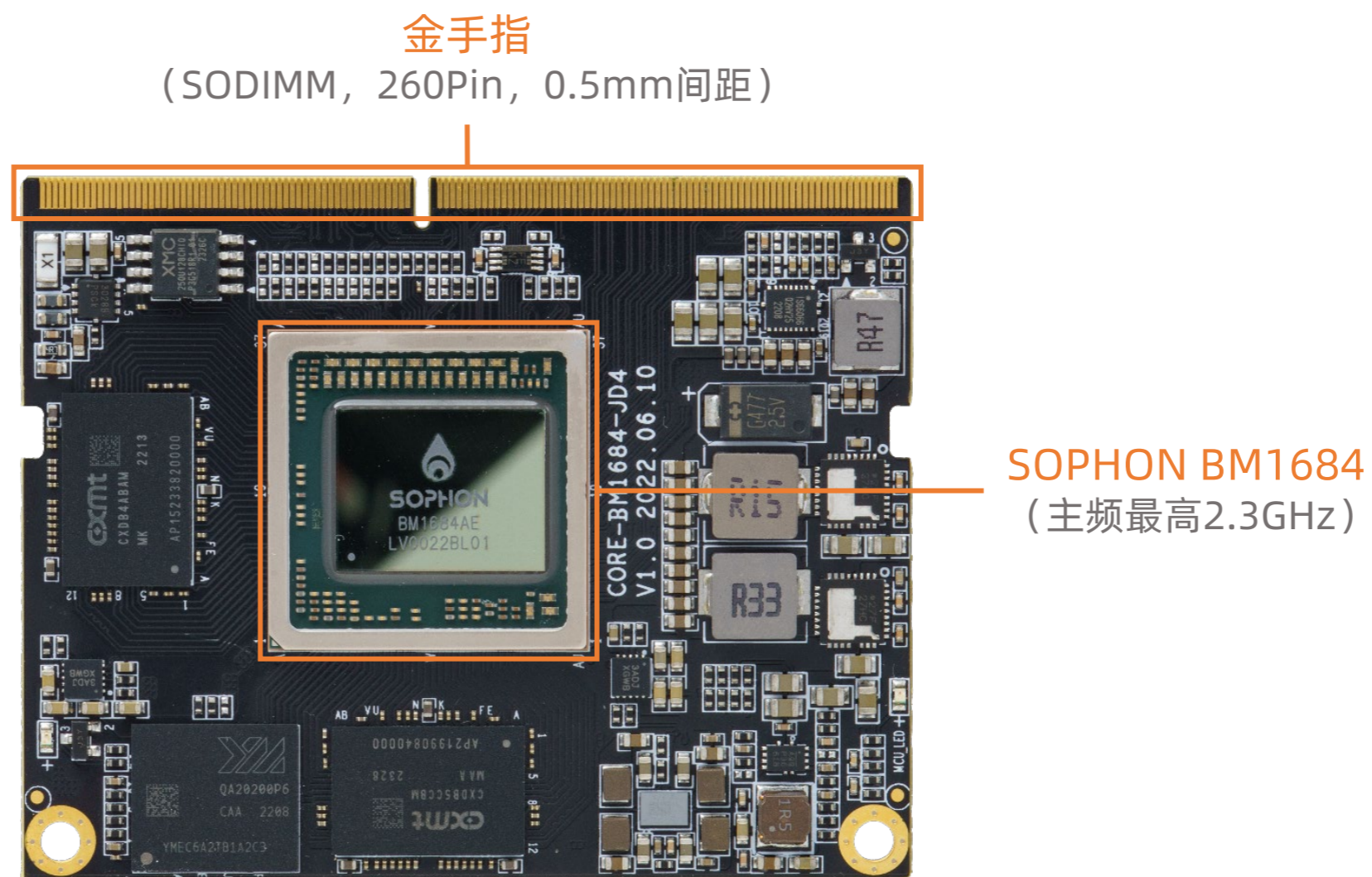
高效适配市场上AI算法, 为视觉计算、边缘
计算、通用算力服务、人工智能、智慧工地、
智慧交通、监控安防等进行AI赋能



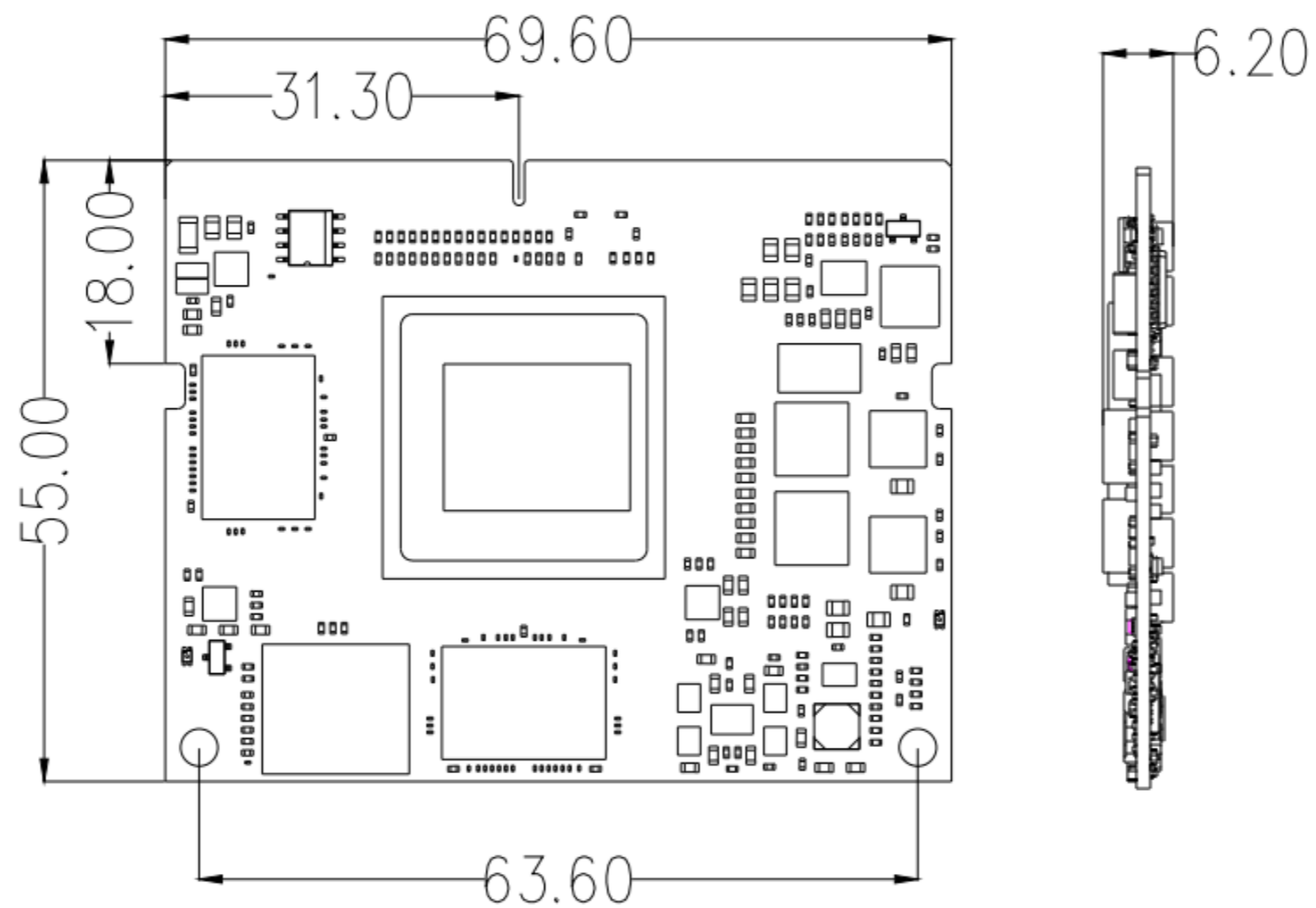
规格参数 Specifications

规格参数		
基本参数	SOC	SOPHON BM1684
	CPU	集成高性能八核ARM A53, 12nm工艺制程, 主频高达2.3GHz
	TPU	内置张量计算模块TPU, 算力高达: 17.6TOPS (INT8) / 2.2TFLOPS (FP32) / 35.2TOPS (INT8, 启用winograd) TPU包含64个NPU运算单元, 每个NPU包括16个EU运算单元, 共1024个EU单元 支持 TensorFlow/Caffe/PyTorch/PaddlePaddle/ONNX/MXNet/DarkNet 等主流深度学习框架
	编解码	32路 H.265/H.264 1080P@30fps 视频解码 2路 H.265/H.264 1080P@25fps 视频编码 MJPEG 图片编解码可达 1080P@480fps
	内存	6GB/12GB LPDDR4/LPDDR4X
	存储	32GB/64GB/128GB/256GB eMMC、16MB SPI Flash
	系统	Linux
	电源	12V/5A
	功耗	典型功耗: $\approx 18W(12V/1500mA)$, 最大功耗: $\approx 24W(12V/2000mA)$
	接口类型	SODIMM (260 PIN, 0.5mm间距)
	尺寸	69.6mm \times 55.0mm \times 6.2mm
	重量	$\approx 29g$
	环境	工作温度: $-20^{\circ}C \sim 60^{\circ}C$ 存储温度: $-20^{\circ}C \sim 70^{\circ}C$ 存储湿度: 10% \sim 90%RH (无凝露)
接口参数	以太网	2 \times RGMII, 可扩展双路10/100/1000Mbps以太网
	其他接口	1 \times PCIe3.0 PHY ($\times 16$ EP 或 $\times 8$ RC + $\times 8$ EP)、1 \times SDIO3.0、3 \times I2C、2 \times PWM、3 \times UART、GPIO

核心板接口描述 Core board Interface description

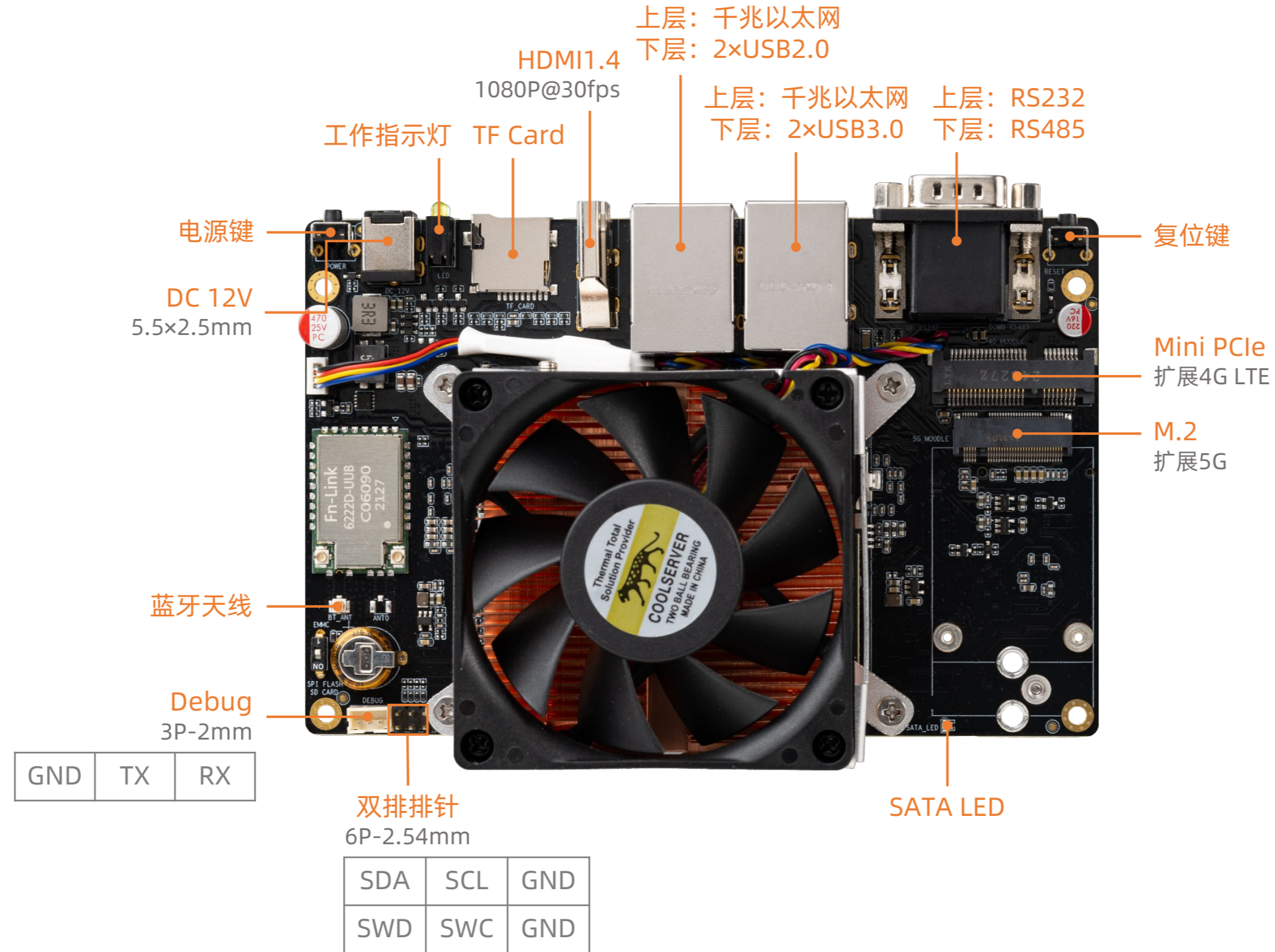


核心板尺寸 Core board Dimension

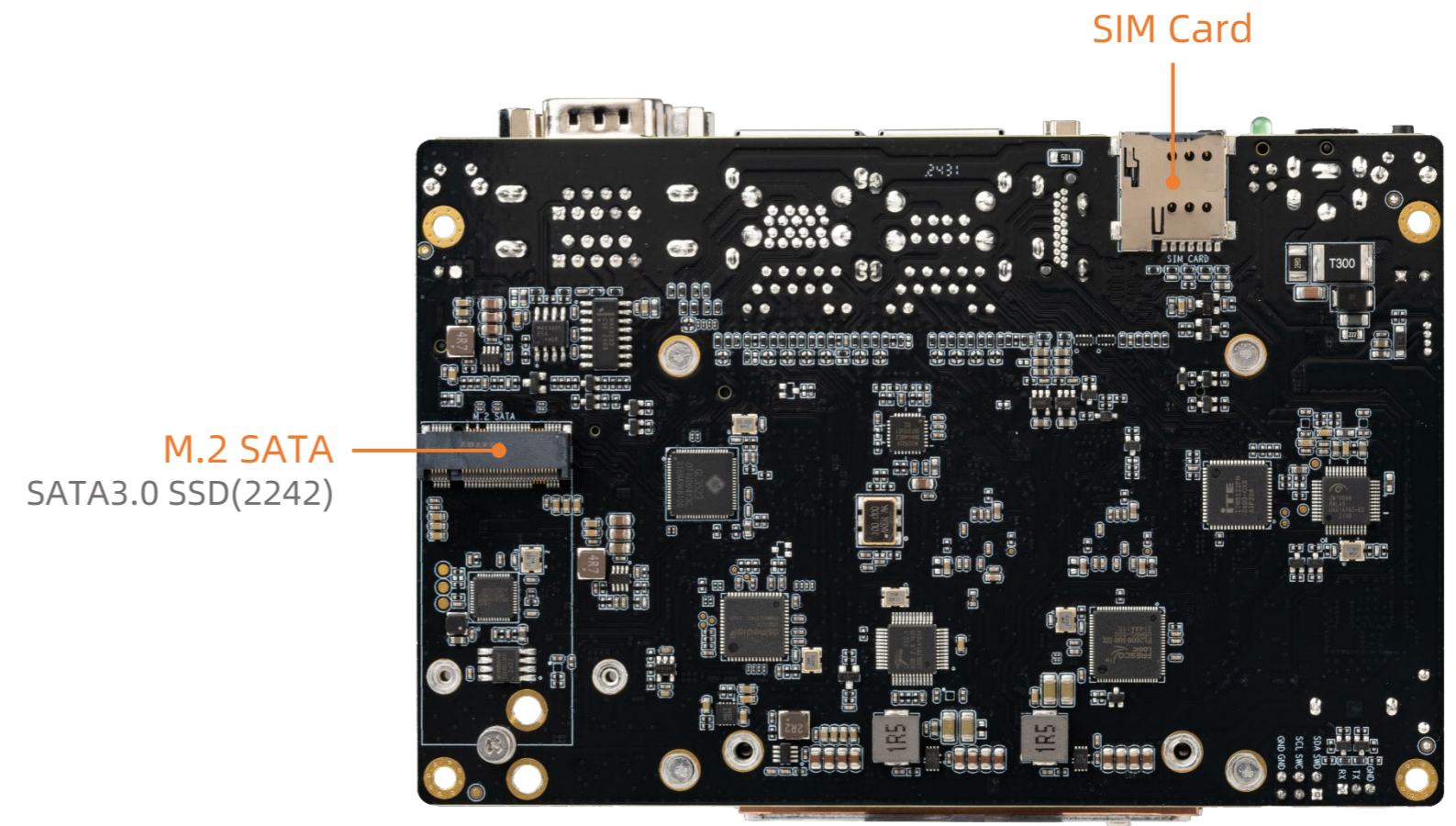
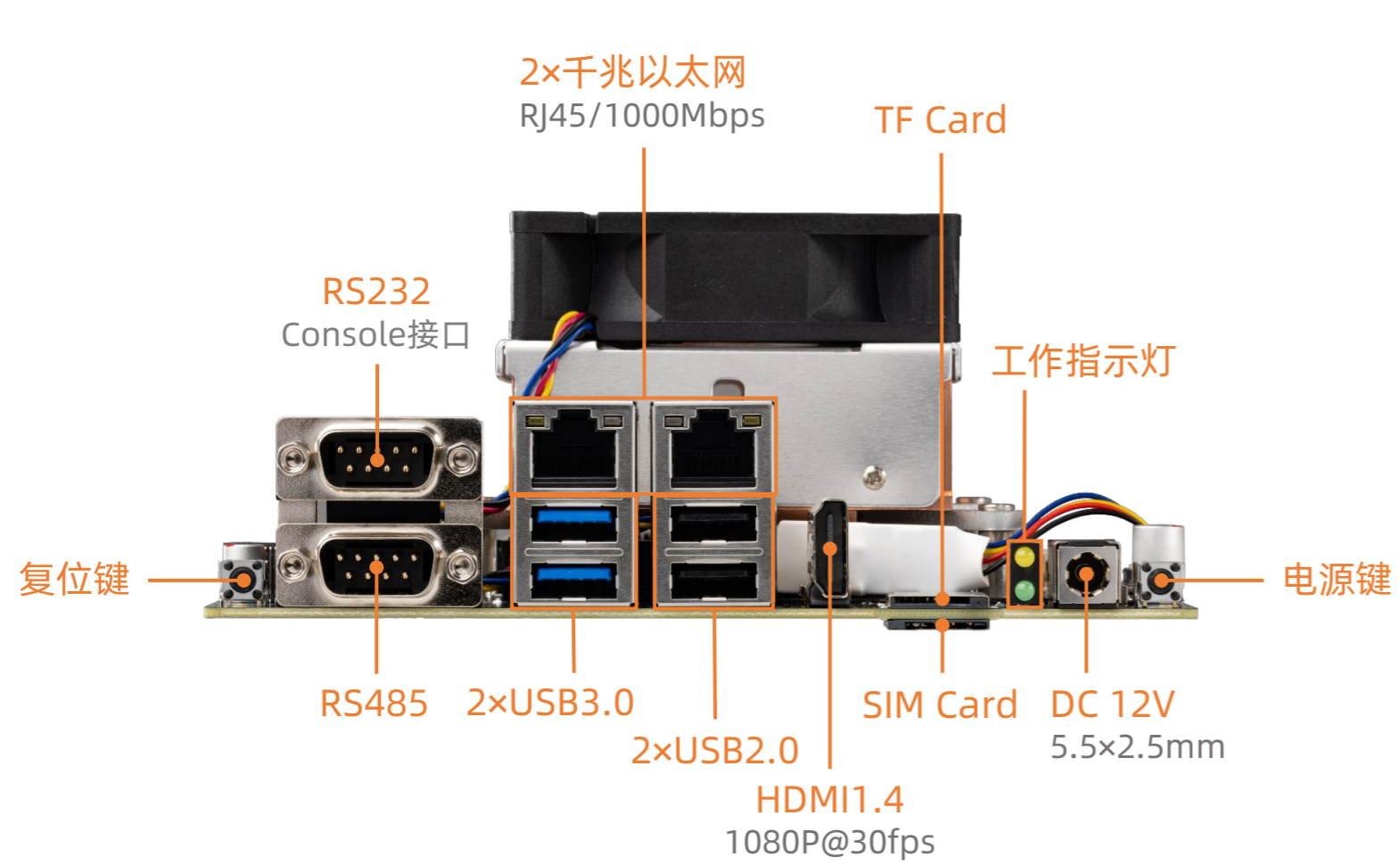




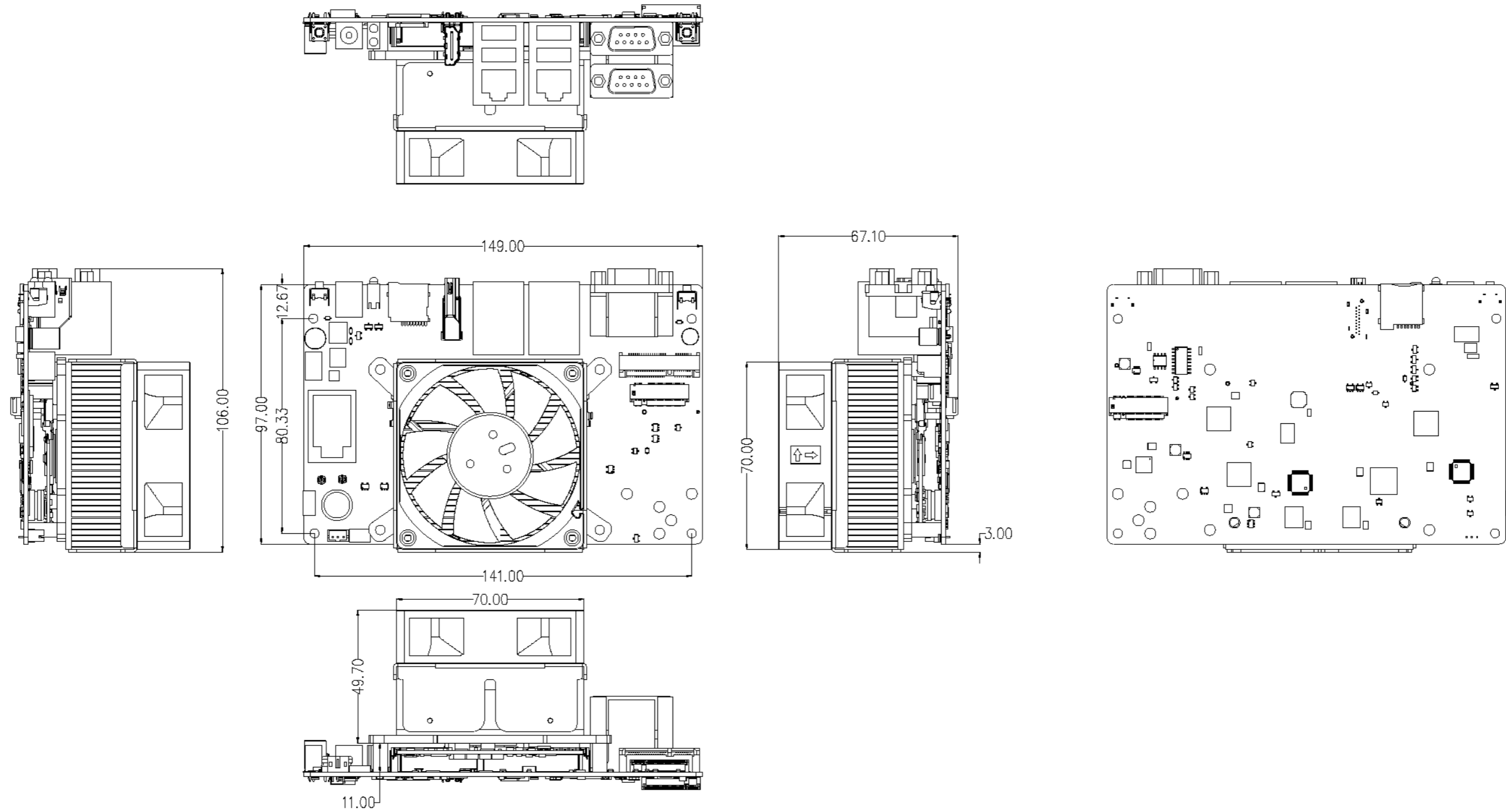
主板接口描述 Mainboard Interface description



主板接口描述 Mainboard Interface description



主板尺寸 Mainboard Dimension





接口定义 Interface definition

① : Pad types: I = input, O = output, I/O = input/output (bidirectional) , G= Ground ,
P = power supply , DOWN = Internal pull down , UP = Internal pull UP L = Lowe Level H = High level"

PIN	CORE-BM1684-JD4 pin definition	BM1684 Pin NO.	Pad type	IO Pull	Function for Main BOARD (MB-JD4-BM1684)	Defual function description	IO Power domain
1	GND		G		GND	GND	
3	GPIO20/JTAG0_TMS	V36	I/O	DOWN	RTCIC_INT_L	RTC_IC_INT_Input, Active L	1.8V
5	GPIO21/JTAG0_TRST	V37	I/O	UP	USB30_HUB_RST	USB30_HUB_Reset Output, Active H, core board pull up resistance 4.7K	1.8V
7	GPIO18/JTAG0_TCK	U36	I/O	DOWN	NC	NC	1.8V
9	GPIO17/JTAG0_TDO	W34	I/O	DOWN	EXT_PWR_EN	EXT_Power_EN Output Active H	1.8V
11	GPIO22/JTAG0_SRST	U37	I/O	UP	PCIE_CLK_EN	PCIE_CLK_EN Output, Default ---NC core board pull up resistance 4.7K	1.8V
13	GND		G		GND	GND	
15	MCU_PMIC_SCL	STM32_Pin21	I/O		NC	NC	3.3V
17	MCU_PMIC_SDA	STM32_Pin22	I/O		NC	NC	3.3V
19	MCU_CPLD_ERR	STM32_Pin16	I/O		NC	NC	3.3V
21	MCU_CPLD_SCL	STM32_Pin45	I/O		NC	NC	3.3V
23	MCU_CPLD_SDA	STM32_Pin46	I/O		NC	NC	3.3V
25	GND		G		GND	GND	
27	PCIE0_RX_M	AU6			NC	NC	
29	PCIE0_RX_P	AT6			NC	NC	
31	PCIE1_RX_M	AU8			NC	NC	
33	PCIE1_RX_P	AT8			NC	NC	
35	PCIE2_RX_M	AU10			NC	NC	
37	PCIE2_RX_P	AT10			NC	NC	
39	PCIE3_RX_M	AU12			NC	NC	
41	PCIE3_RX_P	AT12			NC	NC	
43	GND		G		GND	GND	
45	PCIE4_RX_M	AU14			NC	NC	
47	PCIE4_RX_P	AT14			NC	NC	
49	PCIE5_RX_M	AU16			NC	NC	
51	PCIE5_RX_P	AT16			NC	NC	
53	PCIE6_RX_M	AU18			NC	NC	
55	PCIE6_RX_P	AT18			NC	NC	
57	PCIE7_RX_M	AU20			NC	NC	



59	PCIE7_RX_P	AT20			NC	NC	
61	PCIE8_RX_M	AU22			NC	NC	
63	PCIE8_RX_P	AT22			NC	NC	
65	GND		G		GND	GND	
67	PCIE9_RX_M	AU24			NC	NC	
69	PCIE9_RX_P	AT24			NC	NC	
71	PCIE10_RX_M	AU26			NC	NC	
73	PCIE10_RX_P	AT26			NC	NC	
75	PCIE11_RX_M	AU28			NC	NC	
77	PCIE11_RX_P	AT28			NC	NC	
79	PCIE12_RX_M	AU30			NC	NC	
81	PCIE12_RX_P	AT30			NC	NC	
83	PCIE13_RX_M	AU32			NC	NC	
85	PCIE13_RX_P	AT32			NC	NC	
87	GND		G		GND	GND	
89	PCIE14_RX_M	AU34			RC_PCIE_RX1_N	RC_PCIE_RX1_N	
91	PCIE14_RX_P	AT34			RC_PCIE_RX1_P	RC_PCIE_RX1_P	
93	PCIE15_RX_M	AU36			RC_PCIE_RX0_N	RC_PCIE_RX0_N	
95	PCIE15_RX_P	AT36			RC_PCIE_RX0_P	RC_PCIE_RX0_P	
97	GND		G		GND	GND	
99	PCIE_REFCLK1_M	AM35			PCIE_REFCLK1_M	PCIE_REFCLK1_M	
101	PCIE_REFCLK1_P	AM34			PCIE_REFCLK1_P	PCIE_REFCLK1_P	
103	GND		G		GND	GND	
105	PCIE_REFCLK0_M	AK34			PCIE_REFCLK0_M	PCIE_REFCLK0_M	
107	PCIE_REFCLK0_P	AK35			PCIE_REFCLK0_P	PCIE_REFCLK0_P	
109	GND		G		GND	GND	
111	PCIER_RST_X	AK37			PCIER_RST_X	PCIER_Reset Output Active L core board pull up resistance 4.7K	3.3V
113	PCIER_WAKEUP_X_OUT	AJ37			NC	NC	3.3V
115	PCIER_CLKREQ_X	AH36			NC	NC	3.3V
117	PCIEE_WAKEUP_X_OUT	AH37			NC	NC	3.3V
119	PCIEE_CLKREQ_X	AG36			NC	NC	3.3V
121	PCIEE_RST_X	AJ36			PCIEE_RST_X	NC	3.3V
123	NC				NC	NC	
125	I2C2_SCL/GPIO84	AM37	I/O	N.A	WL_WAKE_HOST_H	WL_WAKE_HOST_H	1.8V
127	I2C2_SDAL/GPIO83	AL37	I/O	N.A	WL_REG_ON_H	WIFI_EN, Active H	1.8V



129	FAN1/GPIO78	AE37	I/O	N.A	DIY_LED	DIY_LED (PWM1 Output)	1.8V
131	FAN0/GPIO77	AD37	I/O	N.A	FAN_TACH	FAN_TACH Input, Active L	1.8V
133	MCU_SWDIO	STM32_Pin34	I/O		MCU_SWDIO	MCU_SWDIO	3.3V
135	MCU_SWCLK	STM32_Pin37	I/O		MCU_SWCLK	MCU_SWCLK	3.3V
137	PWM0/GPIO75	AD36	I/O	N.A	FAN_PWM	FAN_PWM (PWM0 Output)	1.8V
139	GND		G		GND	GND	
141	I2C0_SDA/GPIO79	P37	I/O	UP	I2C0_SDA	I2C0_SDA (core board pull up resistance 1.8K)	2.0V
143	I2C0_SCL/GPIO80	P36	I/O	UP	I2C0_SCL	I2C0_SCL (core board pull up resistance 1.8K)	2.0V
145	NC				NC	NC	
147	GND		G		GND	GND	
149	SDIO_CD_X/GPIO39	AG34	I/O	UP	SDIO_CD_X	TF Card Det Input ,Active L	1.8V
151	SDIO_DAT0	AH35	I/O		SDIO_DAT0	SDIO_DAT0	3.3V
153	SDIO_DAT2	AH34	I/O		SDIO_DAT2	SDIO_DAT2	3.3V
155	SDIO_DAT3	AG35	I/O		SDIO_DAT3	SDIO_DAT3	3.3V
157	SDIO_DAT1	AG37	I/O		SDIO_DAT1	SDIO_DAT1	3.3V
159	SDIO_CMD	AF36	I/O		SDIO_CMD	SDIO_CMD	3.3V
161	SDIO_CLK	AF37	I/O		SDIO_CLK	SDIO_CLK	3.3V
163	GND		G		GND	GND	
165	SDIO_PWR_EN/GPIO42	AF34	I/O	N.A	SDIO_PWR_EN	SDIO_Power_EN Output, Active H	3.3V
167	GPIO9/PCIE_EP_RC[0]	M37	I/O	DOWN	USB20_5V_EN	USB20_5V_EN Output, Active H	1.8V
169	GPIO10/PCIE_EP_RC[1]	K37	I/O	DOWN	USB30_VCC5V0_EN	USB30_VCC5V0_EN Output, Active H	1.8V
171	GPIO11/PCIE_EP_RC[2]	AB34	I/O	DOWN	HUB20_PWR_EN	HUB20_Power_EN Output, Active H	1.8V
173	GPIO5/IIC_ADDR0	L37	I/O	DOWN	USB30_HDMI_PWR_EN	USB30_HDMI_Power_EN Output, Active H	1.8V
175	GPIO6/IIC_ADDR1	K36	I/O	DOWN	VCC5V0_AUDIO_EN	VCC5V0_AUDIO_Power_EN Output, Active H	1.8V
177	GPIO7/IIC_ADDR2	AA35	I/O	DOWN	SATA_PWR_EN	SATA_Power_EN Output, Active H	1.8V
179	NC				NC	NC	
181	NC				NC	NC	
183	NC				NC	NC	
185	GND		G		GND	GND	
187	GPIO23/JTAG_1_2_TDO	W36	I/O	DOWN	NC	NC	1.8V
189	GPIO24/JTAG_1_2_TCK	T37	I/O	DOWN	POWER_KEY_DET	POWER_KEY_DET Input,Active L	1.8V
191	GPIO27/JTAG_1_2_TRST	T36	I/O	UP	SATA_DEVSLEP	SATA_SLEEP Output	1.8V
193	GPIO26/JTAG_1_2_TMS	R37	I/O	DOWN	ASM3142_INT_1V8	ASM3142_INT Input,Active L	1.8V
195	GPIO25/JTAG_1_2_TDI	R36	I/O	DOWN	ASM3142_RST_1V8	ASM3142_RST Output,Active H	1.8V
197	GND		G		GND	GND	
199	NC				NC	NC	



201	NC				NC	NC	
203	NC				NC	NC	
205	NC				NC	NC	
207	NC				NC	NC	
209	NC				NC	NC	
211	NC				NC	NC	
213	NC				NC	NC	
215	NC				NC	NC	
217	NC				NC	NC	
219	GND		G		GND	GND	
221	NC				NC	NC	
223	NC				NC	NC	
225	VDDIO18		P		VDDIO18	1.8V Output (Pin224/225 Total Max: 500mA)	1.8V
227	3P3V		P		3P3V	3.3V Output (Pin226/227/234/235 Total Max: 1000mA)	3.3V
229	NC				NC		
231	NC				NC		
233	NC				NC		
235	3P3V		P		3P3V	3.3V Output (Pin226/227/234/235 Total Max: 1000mA)	3.3V
237	NC				NC		
239	NC				NC		
241	NC				NC		
243	GND		G		GND	GND	GND
245	GND		G				GND
247	GND		G				GND
249	GND		G				GND
251	VCC_SYS_12V		P		VCC_SYS_12V	Input Voltage 12.0V +/-5%	12.0V
253	VCC_SYS_12V		P				12.0V
255	VCC_SYS_12V		P				12.0V
257	VCC_SYS_12V		P				12.0V
259	VCC_SYS_12V		P				12.0V
PIN	CORE-BM1684-JD4 pin definition	BM1684 Pin NO.	Pad type	IO Pull	Function for Main BOARD (MB-JD4-BM1684)	Defual function description	IO Power domain



2	GND		G		GND	GND	
4	GPIO19/JTAG0_TDI	W35	I/O	DOWN	4G_PWR_EN	4G_Power_EN, Active H	1.8V
6	PCIE0_TX_M	AR7			NC	NC (core board series capacitance 220nF)	
8	PCIE0_TX_P	AP7			NC	NC (core board series capacitance 220nF)	
10	PCIE1_TX_M	AR9			NC	NC (core board series capacitance 220nF)	
12	PCIE1_TX_P	AP9			NC	NC (core board series capacitance 220nF)	
14	PCIE2_TX_M	AR11			NC	NC (core board series capacitance 220nF)	
16	PCIE2_TX_P	AP11			NC	NC (core board series capacitance 220nF)	
18	PCIE3_TX_M	AR13			NC	NC (core board series capacitance 220nF)	
20	PCIE3_TX_P	AP13			NC	NC (core board series capacitance 220nF)	
22	I2C1_SDA	AC37			NC	NC (core board pull up resistance 1.8K)	1.8V
24	I2C1_SCL	AC36			NC	NC (core board pull up resistance 1.8K)	1.8V
26	GND		G		GND	GND	
28	PCIE4_TX_M	AR15			NC	NC (core board series capacitance 220nF)	
30	PCIE4_TX_P	AP15			NC	NC (core board series capacitance 220nF)	
32	PCIE5_TX_M	AR17			NC	NC (core board series capacitance 220nF)	
34	PCIE5_TX_P	AP17			NC	NC (core board series capacitance 220nF)	
36	PCIE6_TX_M	AR19			NC	NC (core board series capacitance 220nF)	
38	PCIE6_TX_P	AP19			NC	NC (core board series capacitance 220nF)	
40	GND		G		GND	GND	
42	PCIE7_TX_M	AR21			NC	NC (core board series capacitance 220nF)	
44	PCIE7_TX_P	AP21			NC	NC (core board series capacitance 220nF)	1.8V
46	GPIO30/DBG_IIC_SDA	L36	I/O	N.A	WIFI_PWR_EN	WIFI_Power_EN, Active H	1.8V
48	GPIO29/DBG_IIC_SCL	J37	I/O	N.A	WORK_LED	WORK_LED_EN, Active H	1.8V
50	UART1_RX/GPIO88	G37	I/O	UP	UART1_RX	UART1_RX	1.8V
52	UART1_TX/GPIO87	G36	I/O	UP	UART1_TX	UART1_TX	1.8V
54	UART2_RX/GPIO90	AM36	I/O	UP	UART2_RX	UART2_RX	1.8V
56	UART2_TX/GPIO89	AN36	I/O	UP	UART2_TX	UART2_TX	1.8V
58	GND		G		GND	GND	
60	PCIE8_TX_M	AR23			NC	NC (core board series capacitance 220nF)	
62	PCIE8_TX_P	AP23			NC	NC (core board series capacitance 220nF)	
64	PCIE9_TX_M	AR25			NC	NC (core board series capacitance 220nF)	
66	PCIE9_TX_P	AP25			NC	NC (core board series capacitance 220nF)	
68	PCIE10_TX_M	AR27			NC	NC (core board series capacitance 220nF)	
70	PCIE10_TX_P	AP27			NC	NC (core board series capacitance 220nF)	
72	PCIE11_TX_M	AR29			NC	NC (core board series capacitance 220nF)	



74	PCIE11_TX_P	AP29			NC	NC (core board series capacitance 220nF)	
76	GND		G		GND	GND	
78	PCIE12_TX_M	AR31			NC	NC (core board series capacitance 220nF)	
80	PCIE12_TX_P	AP31			NC	NC (core board series capacitance 220nF)	
82	PCIE13_TX_M	AR33			NC	NC (core board series capacitance 220nF)	
84	PCIE13_TX_P	AP33			NC	NC (core board series capacitance 220nF)	
86	PCIE14_TX_M	AR35			RC_PCIE_TX1_N	RC_PCIE_TX1_N (core board series capacitance 220nF)	
88	PCIE14_TX_P	AP35			RC_PCIE_TX1_P	RC_PCIE_TX1_P (core board series capacitance 220nF)	
90	PCIE15_TX_M	AR37			RC_PCIE_TX0_N	RC_PCIE_TX0_N (core board series capacitance 220nF)	
92	PCIE15_TX_P	AP37			RC_PCIE_TX0_P	RC_PCIE_TX0_P (core board series capacitance 220nF)	
94	NC				NC	NC	
96	NC				NC	NC	
98	SALRT_68127				NC	NC (ISL68127 Serial alert Output,, Active L)	2.0V
100	UART0_RX/GPIO86	H37	I/O	UP	UART0_RX	UART0_RX (System Debug)	1.8V
102	UART0_TX/GPIO85	H36	I/O	UP	UART0_TX	UART0_TX (System Debug)	1.8V
104	NC				NC	NC	
106	GPIO28/JTAG_1_2_SRST	R35	I/O	UP	GMAC0_RSTN_L	GMAC0_RSTN_L, core board pull up resistance 4.7K	1.8V
108	NC				NC	NC	
110	PWM1/GPIO76	AE36	I/O	N.A	NC	NC	1.8V
112	RGMII0_IRQ/GPIO56	AL33	I/O	N.A	GMAC0_INT/PMEB	GMAC0_INT Input, Active L	1.8V
114	NC				NC	NC	
116	NC				NC	NC	
118	RGMII0_RXCTRL/GPIO52	AK32	I/O	N.A	GMAC0_RXDV_CRS	GMAC0_RXDV_CRS	1.8V
120	RGMII0_RXD0/GPIO48	AK33	I/O	N.A	GMAC0_RXD0	GMAC0_RXD0	1.8V
122	RGMII0_RXD2/GPIO50	AG31	I/O	N.A	GMAC0_RXD2	GMAC0_RXD2	1.8V
124	RGMII0_RXD1/GPIO49	AH31	I/O	N.A	GMAC0_RXD1	GMAC0_RXD1	1.8V
126	RGMII0_RXD3/GPIO51	AJ32	I/O	N.A	GMAC0_RXD3	GMAC0_RXD3	1.8V
128	RGMII0_RXC/GPIO52	AJ31	I/O	N.A	GMAC0_RXCLK	GMAC0_RXCLK	1.8V
130	GND		G		GND	GND	
132	RGMII0_TXC/GPIO53	AJ33	I/O	N.A	GMAC0_TXCLK	GMAC0_TXCLK	1.8V



134	RGMIIO_TXD0/GPIO43	AH33	I/O	N.A	GMAC0_TXD0	GMAC0_TXD0	1.8V
136	RGMIIO_TXD2/GPIO45	AG33	I/O	N.A	GMAC0_TXD2	GMAC0_TXD2	1.8V
138	RGMIIO_TXCTRL/GPIO47	AG32	I/O	N.A	GMAC0_TXEN	GMAC0_TXEN	1.8V
140	RGMIIO_TXD3/GPIO46	AF32	I/O	N.A	GMAC0_TXD3	GMAC0_TXD3	1.8V
142	RGMIIO_TXD1/GPIO44	AF33	I/O	N.A	GMAC0_TXD1	GMAC0_TXD1	1.8V
144	RGMIIO_MDC/GPIO57	AE31	I/O	N.A	GMAC0_MDC	GMAC0_MDC	1.8V
146	RGMIIO_MDIO/GPIO58	AF31	I/O	N.A	GMAC0_MDIO	GMAC0_MDIO	1.8V
148	GND		G		GND	GND	
150	ADC_IN0	MS1112_Pin1	I	UP	NC	NC (core board pull up resistance 10K)	3.3V
152	BOOT_SELO	F37	I	DOWN	BOOT_SELO	BOOT_SELECT: H--EMMC ; L--SPI flash (core board pull up resistance 1K)	1.8V
154	ADC_IN1	MS1112_Pin2	I	UP	ADC_IN1	ADC1 Input (core board pull up resistance 10K)	3.3V
156	ADC_IN2	MS1112_Pin4	I	UP	NC	NC (core board pull up resistance 10K)	3.3V
158	GND		G		GND	GND	
160	NC				NC	NC	
162	NC				NC	NC	
164	NC				NC	NC	
166	NC				NC	NC	
168	NC				NC	NC	
170	NC				NC	NC	
172	NC				NC	NC	
174	NC				NC	NC	
176	NC				NC	NC	
178	NC				NC	NC	
180	GND		G		GND	GND	
182	RGMI11_MDIO/GPIO74	W33	I/O	N.A	GMAC1_MDIO	GMAC1_MDIO	1.8V
184	RGMI11_MDC/GPIO73	Y31	I/O	N.A	GMAC1_MDC	GMAC1_MDC	1.8V
186	RGMI11_TXC/GPIO69	AD31	I/O	N.A	GMAC1_TXCLK	GMAC1_TXCLK	1.8V
188	RGMI11_RXC/GPIO70	AC31	I/O	N.A	GMAC1_RXCLK	GMAC1_RXCLK	1.8V
190	GND		G		GND	GND	
192	NC				NC	NC	
194	RGMI11_RXD1/GPIO65	AD32	I/O	N.A	GMAC1_RXD1	GMAC1_RXD1	1.8V
196	RGMI11_RXD3/GPIO67	AB32	I/O	N.A	GMAC1_RXD3	GMAC1_RXD3	1.8V
198	RGMI11_RXD0/GPIO64	AD33	I/O	N.A	GMAC1_RXD0	GMAC1_RXD0	1.8V
200	RGMI11_RXD2/GPIO66	AB33	I/O	N.A	GMAC1_RXD2	GMAC1_RXD2	1.8V
202	RGMI11_RXCTRL/GPIO68	AD34	I/O	N.A	GMAC1_RXDV_CRS	GMAC1_RXDV_CRS	1.8V



204	RGMI1_TXD0/GPIO59	AA31	I/O	N.A	GMAC1_TXD0	GMAC1_TXD0	1.8V
206	RGMI1_TXD2/GPIO61	Y33	I/O	N.A	GMAC1_TXD2	GMAC1_TXD2	1.8V
208	RGMI1_TXD3/GPIO62	Y32	I/O	N.A	GMAC1_TXD3	GMAC1_TXD3	1.8V
210	RGMI1_TXD1/GPIO60	AA32	I/O	N.A	GMAC1_TXD1	GMAC1_TXD1	1.8V
212	RGMI1_TXCTRL/GPIO63	AB31	I/O	N.A	GMAC1_TXEN	GMAC1_TXEN	1.8V
214	RGMI1_IRQ/GPIO72	AE34	I/O	N.A	GMAC1_INT/PMEB	GMAC1_INT Input, Active L	1.8V
216	GPIO31/DBG_IIC_SDA_OE	AB35	I/O	DOWN	GMAC1_RSTN_L	GMAC1_Reset Output, Active L	1.8V
218	MCU_Nrst	STM32_Pin7	I	UP	MCU_Nrst	MCU_RESET Input , Active L	3.3V
220	NC				NC	NC	
222	GND		G		GND	GND	
224	VDDIO18		P		VDDIO18	1.8V Output (Pin224/225 Total Max: 500mA)	1.8V
226	3P3V		P		3P3V	3.3V Output (Pin226/227/234/235 Total Max: 1000mA)	3.3V
228	NC				NC	NC	
230	NC				NC	NC	
232	NC				NC	NC	
234	3P3V		P		3P3V	3.3V Output (Pin226/227/234/235 Total Max: 1000mA)	3.3V
236	NC				NC	NC	
238	NC				NC	NC	
240	NC				NC	NC	
242	NC		G		NC	NC	
244	GND		G		GND	GND	GND
246	GND		G	GND			GND
248	GND		G	GND			GND
250	GND		G	GND			GND
252	VCC_SYS_12V		P		VCC_SYS_12V	Input Voltage 12.0V +/-5%	12.0V
254	VCC_SYS_12V		P	12.0V			
256	VCC_SYS_12V		P	12.0V			
258	VCC_SYS_12V		P	12.0V			
260	VCC_SYS_12V		P	12.0V			



中山市天启智能科技有限公司



联系方式
400-151-1533



官方网址
www.t-firefly.com



公司地址
广东省中山市东区中山四路57号宏宇大厦1座2101